

Role of Animal Husbandry on Rural Trends and future prospects in India

Priti Mishra¹ and C. P. Gujar²

¹Research Scholar MGCG,
Chitrakoot (M.P.), India

²Associate Professor Faculty of RD & BM MGCGV,
Chitrakoot (M.P.), India

Abstract

The livestock animal sector globally is very dynamic. In developing countries, it is evolving in response to quickly increasing demand for farm animal merchandise. In developed countries, demand for livestock animal merchandise is stagnating, while several production systems are increasing their potency and environmental property. Historical changes within the demand for farm animal merchandise are mostly driven by human increase, financial gain growth and urbanization and also the production response in numerous farm animal systems has been related to science and technology likewise as will increase in animal numbers. Within the future, production can progressively be laid low with competition for natural resources, notably land and water, competition between food and feed and by the requirement to work during a carbon-constrained economy. Developments in breeding, nutrition and animal health can still contribute to increasing potential production and more potency and genetic gains. Livestock production is probably going to be progressively laid low with carbon constraints and environmental and animal welfare legislation. Demand for farm animal merchandise within the future can be heavily qualified by socio-economic factors like human health issues and dynamic socio-cultural values. There's tidy uncertainty on however these factors can play get into totally different regions of the planet to the approaching decades.

The Indian livestock market was value agency 3,481 Billion in 2017. Livestock deals with the agricultural practice of breeding and bringing up livestock. Merchandise obtained from livestock farming include broiler meat, eggs, buffalo meat, sheep/goat meat, pig meat, wool, animal product,

etc. Looking forward, the market is projected to succeed in agency 7,376 Billion by 2023, exhibiting a CAGR of around thirteenth throughout 2018-2023.

Key words:- supply, demand, developments, poverty, livestock

1. Introduction

Animals is a critical constituent of the Indian economy when all is said in done and especially that of rural part. In rustic India where over 15–20% families are landless and about 80% of the land holders have a place with the classification of little and negligible ranchers, domesticated animals is the fundamental wellspring of occupation. India is honored with a gigantic asset of domesticated animals riches. As indicated by domesticated animals registration, India positions first in dairy cattle and bison populace, second in goat, third in sheep and seventh in Poultry. In spite of the fact that the number of inhabitants in animals amid most recent 5 years has been declines from 529.7 million (2007) to 512.1 million (2012), the bison population has expanded by 3.23%, while the steers population has marginally expanded by 0.40%. There has been a huge decline in the number of inhabitants in sheep and goats by 9.07% and 3.77% individually amid the most recent five years. Agreeing 2012 statistics absolute ox-like populace was evaluated at 299.6 million, while 65.1 million sheep, 135.2 million goats and 10.3 million pic. The investigation has uncovered that the creation of domesticated animals items were persistently increments throughout the year aside from fleece generation that was declined. The interest of domesticated animals items as indicated by low salary development will be high for milk, hamburger and wild ox meat and chicken in rustic zones, while the interest of lamb and goat meat and eggs will be high in urban regions. As per moderate

and high pay development the interest of all animals items will be high in urban zones. The fare of poultry items was most astounding (624181.10 million tons) in 2011-12, fare of wild ox meat, sheep and goat meat was increments throughout the year and it was most noteworthy in (1107506.24 million tons and 16046.91 million tons individually) 2012-13. The handled meat trade was declined. The import of poultry items and prepared meat was most astounding in 2011-12 with 661.75 and 962.82 million tons separately though the import of sheep and goat meat was most astounding in 2012-13 with 37.08 million tons. Population comprised a 729.2 million. India likewise best in milk creation, with 132.4 million tons. Animals additionally give beneficial business all-round the year to more than 16 million individuals, out of which 70% are ladies. The animals business in India is making quick walks forward and assumes a multifaceted job in giving work backing to the rustic populace. Domesticated animals division contributes around 4% GDP and 25.6% to horticulture GDP. Poultry and dairy divisions are the real areas adding to the financial advancement. Domesticated animals division gives business age openings, resource creation, way of dealing with stress against harvest disappointment and social and monetary security. So the present examination was done with the expect to investigate the present status of animals results of India and there exchange execution.

2. Materials and Methods

Choice of domesticated animals' items – The accompanying items were chosen with the end goal of the investigation. Milk, Wool, Meat, Eggs

Collection of data:-

The examination depends on auxiliary information which was gathered from significant online databases, diaries, and reports of the Ministry of Agriculture, GoI. The information on estimation of yield from domesticated animals were gathered from focal measurements office (CSO), Government of India. The interest based information was gathered from the distribution of NSSO (National Sample Survey Organization) and APEDA.

Information period for the investigation To lead the investigation, the information of creation was aggregated for the time of the 2003-04 to 2017-18, though for exchange execution information was aggregated for period from 2010-11 to 2017-18.

Information investigation :-

All the gathered information were digitized into Microsoft Excel sheet and before information investigation, information assessment and

information clearing forms were completed. Factual investigation was fundamentally completed utilizing Microsoft Excel. Engaging measurements (mean), frequencies and rate conveyance were endeavored.

3. Results and Discussion

Generation of milk, eggs, wool and meat India constantly the biggest maker of the Milk. The evaluated milk creation in 2012-13 was 132.4 million tons which is higher than 88.1 million tons in 2003-04. Eggs creation in India is additionally expanding throughout the year.

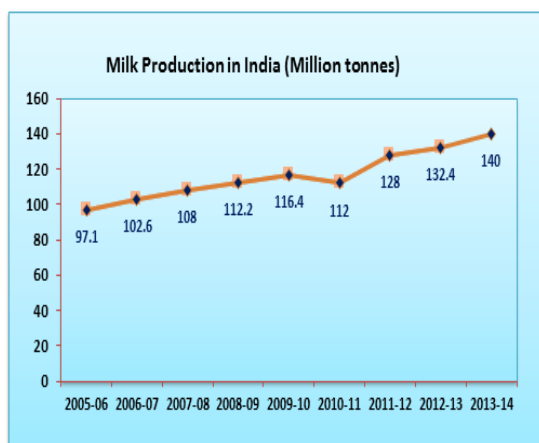
Eggs generation in 2003-04 was 40.4 billion which is expanded by rate of 72.52% in 201213 with the 69.7 billion numbers. The yearly estimation of fleece generation in India has declined by 5.2% which was 46.1 million kg in 2012-13 when contrasted with 48.5 million kg amid 2017-18.

Past and projected trends in consumption of meat and milk in developing and developed countries. Data for 1980-2015 adopted from steinfeld et al.2006 and for 2030-2050 from FAO 2006 .

	annual per capita consumption		total consumption	
	meat (kg)	milk (kg)	meat (Mt)	milk (Mt)
1980	14	34	47	114
1990	18	38	73	152
2002	28	44	137	222
2015	32	55	184	323
2030	38	67	252	452
2050	44	78	326	585
1980	73	195	86	228
1990	80	200	100	251
2002	78	202	102	265
2015	83	203	112	273
2030	89	209	121	284
2050	94	216	126	295

As per low pay development status the complete interest is probably going to increment in the year 2020, the absolute interest for crisp milk is probably going to be 115.61 million tons which will be 55.74% in rustic territories and it will be 44.26% in urban zones (Table 2). Sheep and goat meat requests will likewise increments with 4.57 million tons, request of sheep and goat meat in provincial regions will be 16.19% and 83.81% in urban territories. The interest of hamburger and

wild ox meat will be 1.00 million tons, the offer of country and urban region will be 53% and 47% individually. Chicken interest will be 0.64 million tons, in which the offer of country zone will be 54.69% and urban territory will require 45.31% and eggs request will likewise increments by 31.47 billion in which the offer of rustic and urban zone will be 45.41% and 54.59% separately. As indicated by moderate salary development in the year 2020, the interest will achieve 147.26 million tons milk, the interest of milk will be 47.59% in provincial region and 52.41% in urban territories. Sheep and goat meat request will goes to 12.72 million tons, and the interest in country and urban regions will be 6.05% and 93.95% individually.



Livestock production generation and horticulture are naturally connected to one another, and both pivotal for by and large nourishment security. Animals division is a vital vocation action for a large portion of the ranchers. Negligible, little and semi-medium agriculturists with normal operational possessions of territory under 4 ha claim about 87.7% of the animals of this nation. India has huge asset of animals and poultry about 65.1 million sheep, 135.1 million goats and about 10.3 million pigs according to nineteenth Livestock registration. This assumes a fundamental job in enhancing the financial states of country masses.

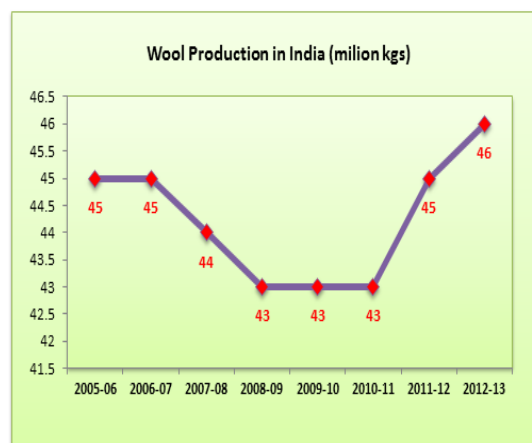
Table: Livestock and Poultry Production in India

Species	Livestock Census 2007 (no in millions)	Livestock Census 2012 (no in millions)	Growth Rate
Cattle	199.1	190.9	-4.10
Buffalo	105.3	108.7	3.19
Sheep	71.6	65.1	-9.07
Goat	140.5	135.1	-3.82
Pigs	11.1	10.3	-7.54
Poultry	648.8	729.2	12.39

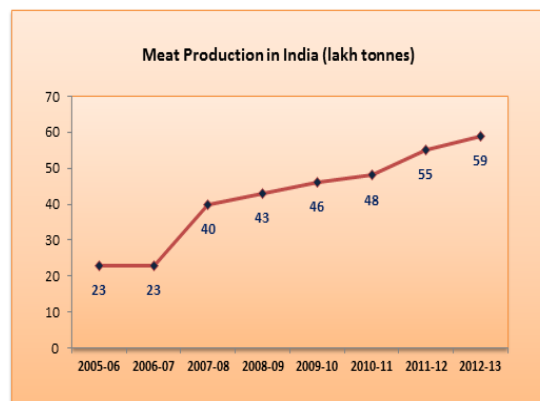
The absolute domesticated animals populace comprising of Cattle, Buffalo, Sheep, Goat, pig, Horses and Ponies, Mules, Donkeys, Camels, Mithun and Yak in the nation is 512.05 million numbers in 2012. The all out domesticated animals populace has diminished by about 3.33% over the past evaluation.

Domesticated animals population has expanded considerably in Gujarat (15.36%), Uttar Pradesh (14.01%), Assam (10.77%), Punjab (9.57%) Bihar (8.56%); Sikkim (7.96%), Meghalaya (7.41%), and Chhattisgarh (4.34%).

India keeps on being the biggest maker of milk in world. Because of a few measures to expand the profitability of animals, milk generation has altogether expanded by around 25 % from the dimension of 102.6 million tons toward the finish of the tenth arrangement to 127.9 million tons toward the finish of the eleventh arrangement in 2011-12.



Meat production in 2012-13 was 5.95million tones. The annual growth rate for production of meat is 7.87 % in 2012 -13.



Poultry division is presently in current state where business creation is the standard of the day with various advancements mediation. The all out egg

creation amid the finish of the tenth five year plan was around 51 billion. Before the finish of 2011-12, the all out creation expanded by 37 % to around 70 million. Fleece creation in 2012-13 was 46 million kgs with a development rate around 3 %. The normal yield of fleece per season at national dimension from various class of sheep amid 2012-13 is 1.09 kg/season from rams, 0.73 kg/season from ewes, 0.42 kg/season from sheep.

Trade performance of Indian livestock sector:- Exports of domesticated animals items from India

It demonstrates that export of poultry item, from India in 2012-13 was 577864.24 million tons, while most astounding fare of 624181.10 million tons was recorded in 2011-12.

The export of buffalo meat was expands quite a long time after year and it was most noteworthy in 2012-13 with 1107506.24 million tons (Rs. 1741289.27 lakhs).

The export of sheep/goat meat from India was most noteworthy (16046.91 million tons) in 2012-13, it indicates expanding pattern from year 2010 to 2013. Handled meat send out from India has declined to 575.94 million tons (Rs. 949.53 lakhs) in 2011-12 when contrasted with 922.19 million tons (Rs. 1,395.51) in 2010-11.

Imports of domesticated animals items in India

It found that imports of poultry item were most astounding 661.75 million tons in 2011-12 and it

declined with 628.49 million tons in 2012-13. Import of sheep/goat meat was most noteworthy in 2012-13 with 37.08 million tons, while it was least in 2011-12 at 4.63 million tons. In 2011-12 import of handled meat was 962.82 million tons (most noteworthy) and it was 569.83 million tons (least) in 2012-13.

References:-

- [1] Bruinsma J. 2003 World agriculture: towards 2015/2030, an FAO perspective. Rome, Italy: Earthscan, FAO
- [2] Int.J.Curr.Microbiol.App.Sci (2017) 6(6): 504-508
- [3] Kumar A. (2010) Exports of Livestock Products from India: Performance, Competitiveness and Determinants. National Centre for Agricultural Economics and Policy Research, Pusa, New Delhi - 110 012: pp 57-67.
- [4] Kumar A., Chaudhary, K. R., Rai, D. C. (2011). Trends and volatility in domestic and international prices of livestock products in India. Agricultural Situation in India, 67(11):667-674. 4 Kumar A, Staal, S. J., Singh, N. P., Singh, D. K. (2007). Livestock sector trade of India: surging momentum in the new liberalised regime. Indian Journal of Agricultural Economics, 62(3):395-410.